

# Community Engagement Survey\_032723

---

run on 04/01/2024



surveys





# Community Engagement Survey\_032723

run on 04/01/2024



Community Engagement Survey

Date(s): 12/31/1969 - 12/31/1969

1 survey(s) 5 response(s)

## Report Filters

**School:**

Spruce Creek High School

**Years Affiliated:**

N/A

**Tag:**

N/A

AdvancED Certified Content

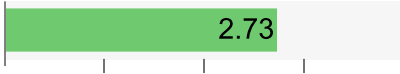
## Report Summary

### By Survey Section

### Section Score | Network Average

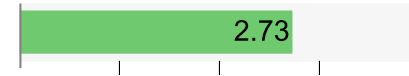
**Overall Score: 2.73**

Network Average: N/A



**Items: 2.73**

Network Average: 0.0



AdvancED Certified Content

## Highest Scoring Items

**C6:** The school values community members' ideas or suggestions about volunteering.



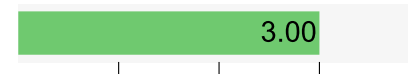
**C5:** The community and/or organizations support the school by sharing its resources.



**C11:** Community members have opportunities to provide feedback on the school's decisions that impact the community.



**C10:** The school shares its facilities and resources with the community.




**C9:** The school provides community members with opportunities to serve on an advisory council or other committees.




AdvancED Certified Content

## Lowest Scoring Items


**C4:** The school works around community members' availability and interests when creating volunteering opportunities.



**C17:** Community members act as advocates for the school.




**C16:** The school asks community members for their ideas on the best way to communicate news and information.




**C7:** Community members are informed when the school makes decisions that impact the community.



**C2:** The school provides volunteer training to community members.



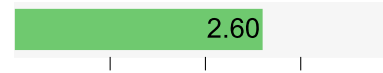
**C13:** The school and community work together to address school safety.



**C8:** There is evidence that the school uses data about the community to make decisions that impact the community.



**C15:** School leaders schedule meetings or conversations to provide updates to community members.



AdvancED Certified Content

## Demographics

Number of Responses | Percentages of Total Responses

### 1. Years Affiliated

12+

5 100%

5 respondents



# Community Engagement Survey\_032723

run on 04/01/2024



Community Engagement Survey

Date(s): 12/31/1969 - 12/31/1969

1 survey(s) 5 response(s)



AdvancED Certified Content

## A. Instructions



**Strongly Agree    Agree    Disagree    Strongly Disagree**

## C. Items

Section score: 2.73 Network average: N/A

	4	3	2	1
	Number of Responses			
	Percentage of Total Responses			
<b>1.</b> The school notifies community members when volunteers are needed for events or programs.	1	3	0	1
	<b>20%</b>	<b>60%</b>	<b>0%</b>	<b>20%</b>
	5 respondents			
<b>2.</b> The school provides volunteer training to community members.	1	2	1	1
	<b>20%</b>	<b>40%</b>	<b>20%</b>	<b>20%</b>
	5 respondents			
<b>3.</b> Community members are invited to be engaged in or volunteer at the school.	2	1	1	1
	<b>40%</b>	<b>20%</b>	<b>20%</b>	<b>20%</b>
	5 respondents			
<b>4.</b> The school works around community members' availability and interests when creating volunteering opportunities.	0	3	1	1
	<b>0%</b>	<b>60%</b>	<b>20%</b>	<b>20%</b>
	5 respondents			
<b>5.</b> The community and/or organizations support the school by sharing its resources.	2	2	0	1
	<b>40%</b>	<b>40%</b>	<b>0%</b>	<b>20%</b>
	5 respondents			

<b>6.</b> The school values community members' ideas or suggestions about volunteering.	<b>2</b> <b>40%</b>	<b>2</b> <b>40%</b>	<b>0</b> <b>0%</b>	<b>1</b> <b>20%</b>
	5 respondents			
<b>7.</b> Community members are informed when the school makes decisions that impact the community.	<b>1</b> <b>20%</b>	<b>2</b> <b>40%</b>	<b>1</b> <b>20%</b>	<b>1</b> <b>20%</b>
	5 respondents			
<b>8.</b> There is evidence that the school uses data about the community to make decisions that impact the community.	<b>1</b> <b>20%</b>	<b>2</b> <b>40%</b>	<b>1</b> <b>20%</b>	<b>1</b> <b>20%</b>
	5 respondents			
<b>9.</b> The school provides community members with opportunities to serve on an advisory council or other committees.	<b>2</b> <b>40%</b>	<b>2</b> <b>40%</b>	<b>0</b> <b>0%</b>	<b>1</b> <b>20%</b>
	5 respondents			
<b>10.</b> The school shares its facilities and resources with the community.	<b>2</b> <b>40%</b>	<b>2</b> <b>40%</b>	<b>0</b> <b>0%</b>	<b>1</b> <b>20%</b>
	5 respondents			
<b>11.</b> Community members have opportunities to provide feedback on the school's decisions that impact the community.	<b>2</b> <b>40%</b>	<b>2</b> <b>40%</b>	<b>0</b> <b>0%</b>	<b>1</b> <b>20%</b>
	5 respondents			
<b>12.</b> The school includes community members in making decisions on issues that impact the community.	<b>2</b> <b>40%</b>	<b>1</b> <b>20%</b>	<b>1</b> <b>20%</b>	<b>1</b> <b>20%</b>
	5 respondents			
<b>13.</b> The school and community work together to address school safety.	<b>1</b> <b>20%</b>	<b>2</b> <b>40%</b>	<b>1</b> <b>20%</b>	<b>1</b> <b>20%</b>
	5 respondents			

<b>14.</b> Information about the school is made available to community members.	<b>1</b> <b>20%</b>	<b>3</b> <b>60%</b>	<b>0</b> <b>0%</b>	<b>1</b> <b>20%</b>
	5 respondents			
<b>15.</b> School leaders schedule meetings or conversations to provide updates to community members.	<b>1</b> <b>20%</b>	<b>2</b> <b>40%</b>	<b>1</b> <b>20%</b>	<b>1</b> <b>20%</b>
	5 respondents			
<b>16.</b> The school asks community members for their ideas on the best way to communicate news and information.	<b>0</b> <b>0%</b>	<b>3</b> <b>60%</b>	<b>1</b> <b>20%</b>	<b>1</b> <b>20%</b>
	5 respondents			
<b>17.</b> Community members act as advocates for the school.	<b>0</b> <b>0%</b>	<b>3</b> <b>60%</b>	<b>1</b> <b>20%</b>	<b>1</b> <b>20%</b>
	5 respondents			
<b>18.</b> Community members have opportunities to share their concerns with school leaders.	<b>1</b> <b>20%</b>	<b>3</b> <b>60%</b>	<b>0</b> <b>0%</b>	<b>1</b> <b>20%</b>
	5 respondents			